

General Specification:



- Digital ON DELAY Timer with Out1 (Delayed) & Out2 (Instantaneous) outputs
- ON DELAY with power ON or Flashing; user selectable
- Displays SET or count down values
- Front panel selectable time base; 99.9 seconds, 999 seconds, 99.9 minutes, 999 minutes
- Front panel dimension: 48x48mm
- Easy installation with plug-in connectors

Technical Specification:

- Panel Hole Sizes : 46x46mm
- Display : 1x3 Digit 7 Segment display
- Function : Instantaneous and delayed output after START ON or flashing
- START Input : 1 & 2 pins; 100....240VAC, 50/60Hz, max. 3mA
- Scale : 99.9 sec., 999 sec., 99.9 min. veya 999 min [selectable]
- Resolution : 0.1 sec. / 1 sec. / 0.1 min. / 1 min
- Accuracy : ± 1.5 (of SET Value)
- Delayed Output : Out1; Relay (NO-O-NC), 250VAC, 2A Resistive load
- Instant. Output : Out2; Relay (NO-O), 250VAC, 2A Resistive load
- Supply Voltage : 100....240VAC, 50/60Hz
- Power Consump. : < 5VA
- Operating Temp. : -20 °C....55 °C
- Operating Altitude : < 2000m

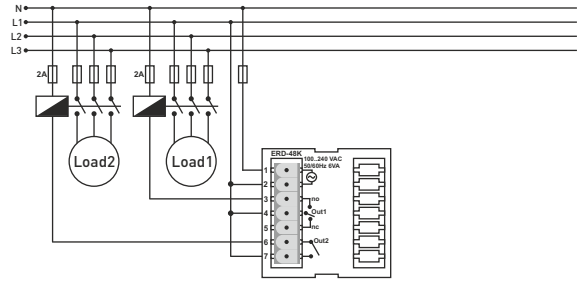
Warning:

- Use twisted pair and shielded signal cables. Connect shield to ground from the device side. Keep all signal cables away from circuit breakers, devices/cables emitting electrical noise and power cables.
- Take precautions against environmental conditions like humidity, vibration, pollution and high/low temperature during installation.
- Use a fuse [slow 250mA 250VAC] on supply input of the device. Use appropriate cables for supply connections. Apply safety regulations during installation.

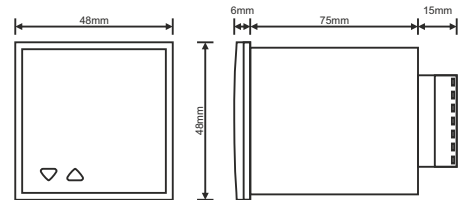
1

MADE IN TURKEY

Connection:

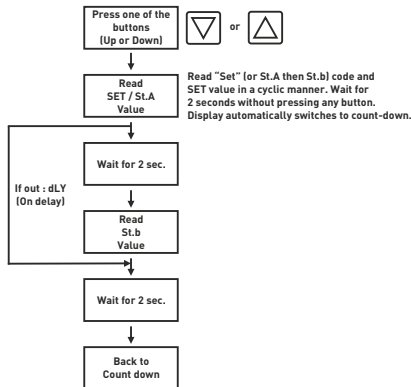


Dimensions:

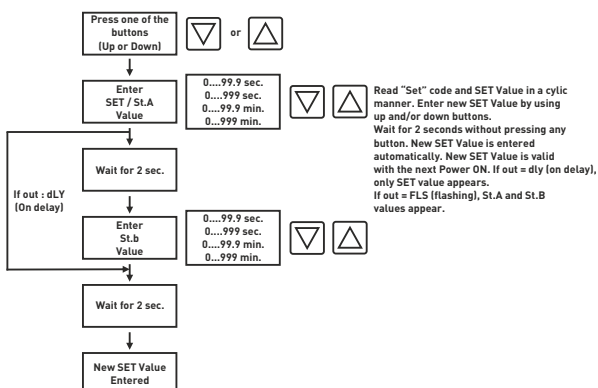


2

Read SET Value:

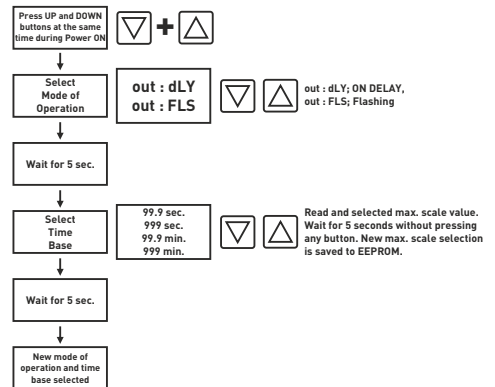


Enter New SET Value:



3

Select Mode of Operation & Time Base:



Operation:



4